






Field Trip—Garden Nursery

<p>Find the Seed Packets and choose a favorite.:</p> <hr/> 	<p>Find a flower that starts with the first letter of your name.</p> <p>Letter = _____</p> <p>Flower Name:</p> <hr/>								
<p>Find four different colored flowers. Write their names below.</p> <p>1. _____</p> <p>2. _____</p> <p>3. _____</p> <p>4. _____</p>	<p>Find a vegetable that you like to eat. Draw it below or on the back of this page.</p> 								
<p>Find a flower that is:</p> <table><tr><td>White</td><td>Pink</td></tr><tr><td>Brown</td><td>Purple</td></tr><tr><td>Orange</td><td>Yellow</td></tr><tr><td>Blue</td><td>Red</td></tr></table>	White	Pink	Brown	Purple	Orange	Yellow	Blue	Red	 <p>Find a flower that smells good. Describe it below.</p> <hr/> <hr/> <hr/>
White	Pink								
Brown	Purple								
Orange	Yellow								
Blue	Red								

Instructions: Print this page for each child. Cut the pieces apart and staple along one edge. Visit your local garden center or nursery. Use the prompts in the mini-book to focus on garden flowers and crop plants. Insert the min-book in your nature journal when you arrive home again. You can use the back sides of the pages to record any additional questions for follow-up study.

